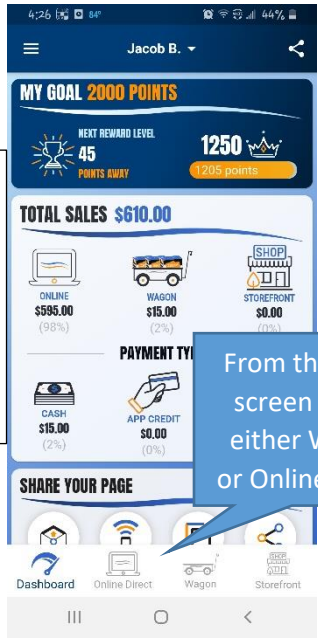


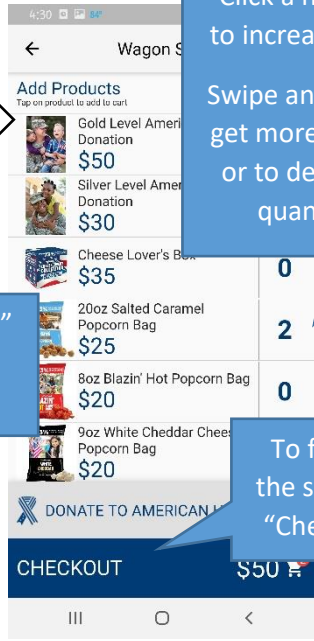
**WAGON SALE**



From the main screen select either Wagon or Online Direct

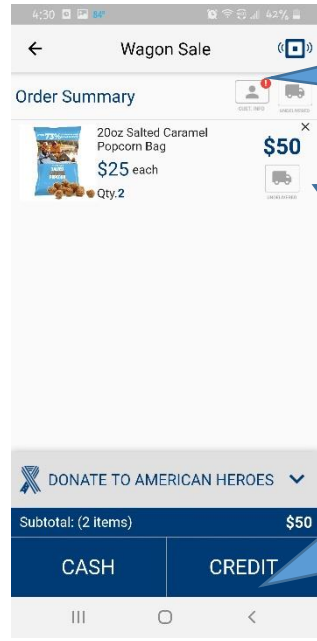


Click "Start Sale" to start a new Wagon Sale



Click a number to increase by 1. Swipe an item to get more details or to decrease quantity

To finalize the sale click "Checkout"

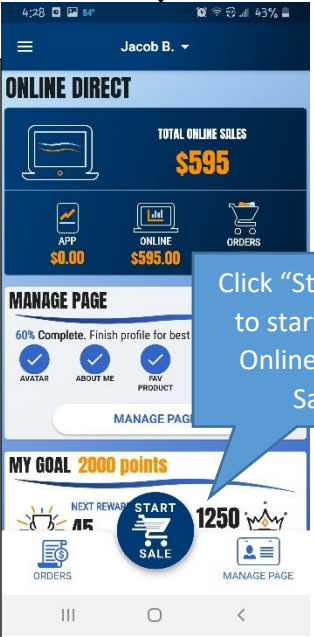


Click here to input customer info

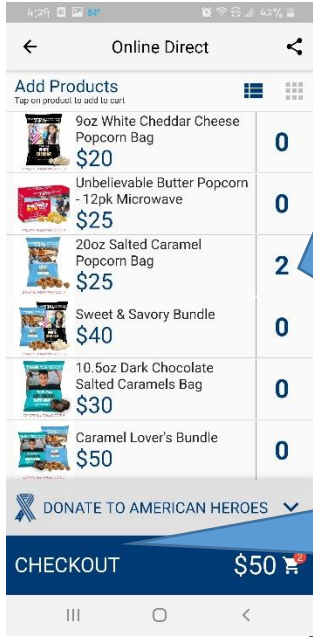
Make sure this box is marked correctly for "Delivered" or "Not Delivered"

Click "CASH" or "CREDIT" to input customer info and finalize payment

**ONLINE DIRECT: Ship to Customer**

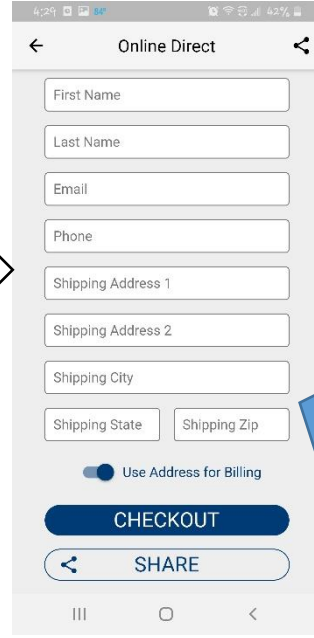


Click "Start Sale" to start a new Online Direct Sale



Click a number to increase by 1. Swipe an item to get more details or to decrease quantity

To finalize the sale or text a link to the customer click "Checkout"



Input customer information for shipping and billing, then click "Checkout"

OR

Click "SHARE" and enter the customer's phone number and a link to their order will be texted to them.

NOTE: If you click "Share" you will no longer have visibility to this order until it is submitted by the customer. It is recommended that you remain with the customer until they complete the sale or ask their permission to screen-shot their phone number to follow up.